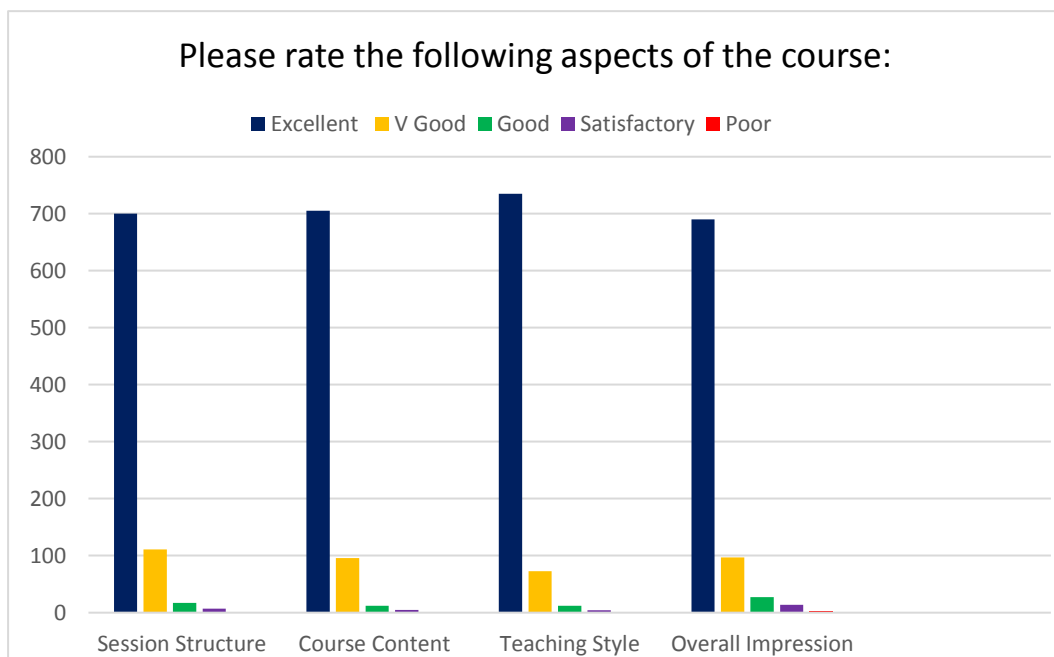


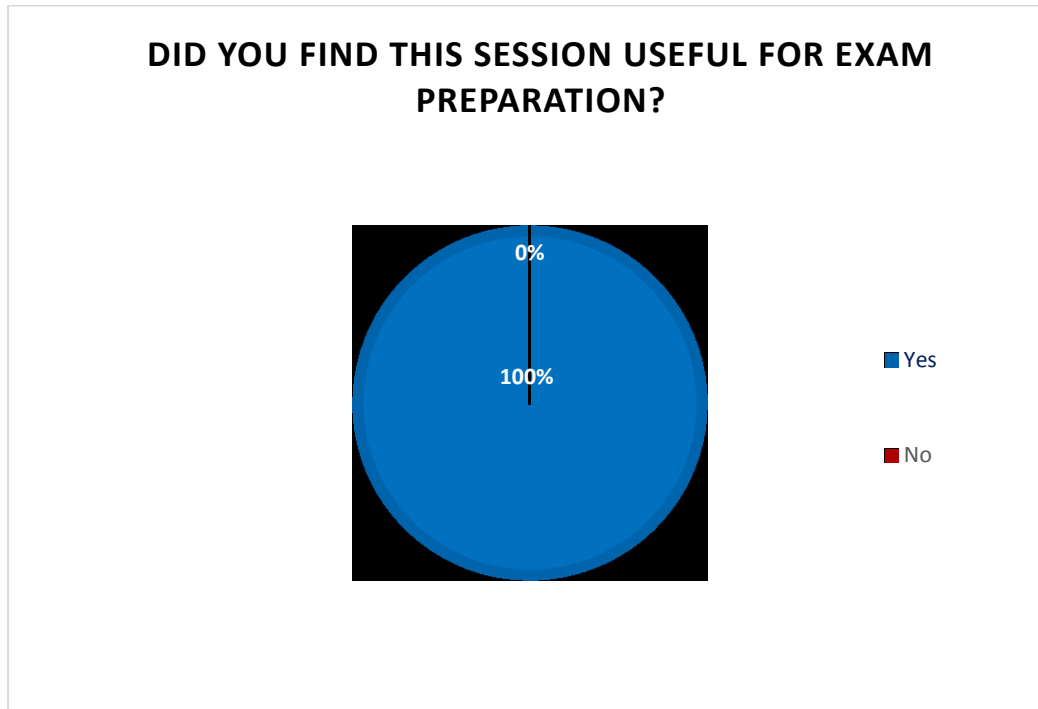
Summary Feedback

Basildon FRCR 2B A to ZEE Courses: GIT For FRCR (July 2020) Delivered By: Dr Sami Khan

Summary Points:

- GIT for FRCR Teaching: 12.5 hour teaching time, delivered in 4 sessions.
- Total Attendees in 4 sessions: 2634
- Strength of attendees in 4 sessions are as below:
 - Session 1: 656
 - Session 2: 694
 - Session 3: 676
 - Session 4: 608
- Feedback received from participants of 15 Countries (including Egypt, India, Iraq, Ireland, Kuwait, Malaysia, Oman, Pakistan, Qatar, Sudan, Saudi Arabia, Turkey, UAE, USA and UK).
- Total feedback received: 825 (UK trainees: 306, Overseas: 519)





Testimonials

- Fantastic and thank you. The best teaching I've ever received (UK).
- Excellent well-presented session with brilliant slides and images. Dr Khan has an amazing structured way of breaking down difficult concepts into an easy to understand way. I'm am very grateful for these session which are some of the best training I have received (UK).
- "Great 'story' cases and mixture of modalities, with kind and supportive feedback from Dr Khan. Good use of technology/zoom (UK).
- Very related to my needs (Saudi Arabia).
- Wonderful exam cases and differentials (UK).
- It's free. And amazing explanation through cases (Malaysia).
- Helps me for exam and everyday practice (Egypt).
- The whole course was excellent (Pakistan).
- May you be blessed with long and healthy life for organizing such helpful teaching and putting so much effort with teaching upto 3-4 hrs continuous by yourself.
- Lots of thanks and gratitude to you and all your team, wish you the all the best (Oman).
- Excellent teaching. The structured approach is very useful (India).
- Thank you so very much. It is so wonderful to have access to this course as an external trainee! We are very grateful (Egypt).
- Thank you these are great lectures (Saudi Arabia).
- Thank you very much, very good content for exam preparation.
- Very kind and helpful to make this available remotely and across the country (UK).
- Omg Eye opening cases today. That's so cute of you when you say excellent over a small finding picked (Turkey).
- Thank you so much this is very helpful teaching. Not often do we get to experience teaching like this! (Egypt).
- No word for Sir Sami efforts (India).

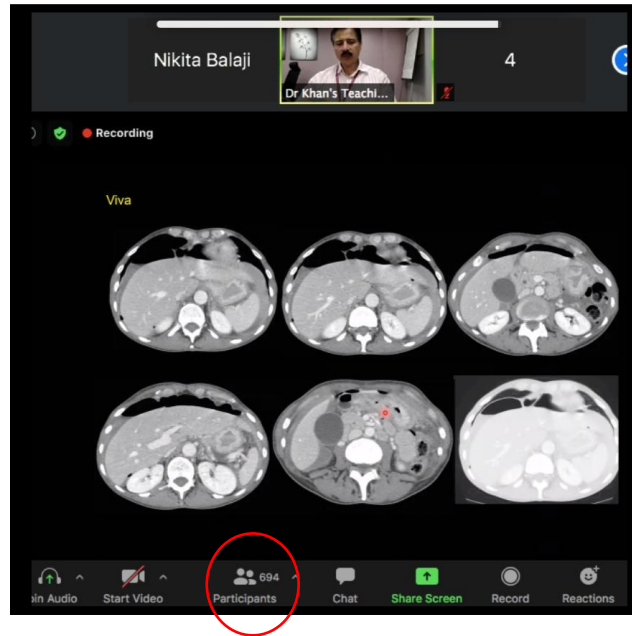
- Awesome session. Looking forward to more (UK).
- Generous and inspirational teacher! Thank you so much (UK).
- Excellent effort . Best teaching ever (Pakistan).
- The most useful teaching session I have ever attended (Pakistan).
- Excellent effort . Best teaching ever (UK).
- Your teaching style and manner with candidates is really pleasant - challenging but not too disheartening. And the fact that you've made it free is brilliant - esp when other 2B resources are so expensive. Thank you so much! (Pakistan).
- Thank you so much for running this event. I feel this is essential to my training in radiology and my future career. Words cannot describe my happiness in discovering your teaching session! (Pakistan).
- These are the best prep classes I've attended so far (Kuwait) .
- Greatly appreciate your efforts and generosity (Saudi Arabia).
- Very comprehensive and well taught course (UK).
- Fantastic as always! (India).
- Thank you very much for doing this and making it available to the general population (Kenya).
- Outstanding classes (Pakistan).
- I will see myself re-joining for all the sessions next year when I'm due to do 2B for real. Thank you! (UK).
- Thank you so very much this has been a lifeline for my revision! (Pakistan).
- Excellent teaching style and method. very useful for exam preparation and for day to day radiology (Pakistan).
- Thank you Dr Khan for teaching during your annual leave (Pakistan).
- You are doing a great job and helping many people for free. I ask Allah to protect you, bless you & your family throughout your life (Pakistan).
- Excellent teaching, thank you so much for giving us your time, it has been invaluable (Pakistan).
- Just a big thumbs up (Pakistan).
- Thank you again this course has been fundamental in helping me prepare for 2B and feel very fortunate to be able to access (UK).
- Very good interactive case based discussion that is invaluable for any radiology resident to become a good safe radiologist. Keep up the good work and I cannot thank you enough. Excellent teachers are gems (Kenya).
- Teaching is a message of Messengers. Allah chose you to help us. May Allah pour your life with happiness & blessing. Stay safe our Valued Teacher. We will keep you in our prayers (Sudan).
- Many thanks for your time and excellent teaching!!(USA).
- It's a great thing, you made it available for non UK people. Many thanks (India).
- Perfect session thank you very much Dr Khan for your great effort (Egypt).
- Always an amazing experience (Pakistan).
- Dr khan is always excellent (Pakistan).
- thank you so much for providing this teaching and for free, it is very kind of you and you are dedicating so much time and effort (UK).
- Good to know pace slowed down to give more in depth knowledge(Pakistan).
- Perfect session (UK).
- Excellent valuable teaching Dr khan (UK).
- Dr Khan is awesome!!(UK).

- Thank you very much for your time and dedication - it is very admirable. You are an excellent teacher. Please continue to inspire us all!(UK).
- Thanks sir for such amazing opportunity (Pakistan).
- Thank you Dr Khan, much appreciated (UK).
- Thank you so much. Your time is much appreciated (UK).
- Thank you Sir for Another wonderful session and I am really grateful you removed the liver MR for further discussion.
- Wonderful lecture (Pakistan).
- Dr Khan, you are an amazing teacher. May Allah bless you more and more (Pakistan).
- Thank you for taking more time for the MRI rectum and MRI liver (UK).
- GREAT knowledge (Pakistan).
- Excellent teaching as always thank you (UK).
- We are highly indebted to you for this effort . May ALLAH reward you for this. Thank You (Pakistan).
- Excellent teaching as always. So appreciative of your time and dedication. Lovely teaching manner (UK).
- Excellent teaching (UK).
- Brilliant session. My confidence in this areas has increased. I have gained a better understanding of liver lesions and hepatobiliary pathology. Would be grateful for a session on MR enterography if possible (UK).
- Please make teaching sessions available for offline viewing on your website or a YouTube channel. That would be great and most generous. Thanks a million Dr. Khan. Your efforts are much appreciated. (Egypt).
- Always look forward to these sessions (India).
- Please sir if it's possible, take all the lessons by yourself. You teach really well! (Pakistan).
- Excellent as always. Thanks (UK).
- May Allah reward you (UAE).
- Thank you so much for your time (UK).
- Thank you wonderful for 2B prep (UK).
- Superb effort (Pakistan).
- Thank you for this very helpful teaching! (UK).
- Fantastic as always (UK).
- Thank you very much, Dr Khan! (UK).
- Dr Khan, you are an awesome teacher, I couldn't find sufficient words to admire your teaching skills. You are an amazing teacher! In fact, your teaching style and skill tells us, what a teacher should be like. Hats off to you sir! May Allah bless you in both the Worlds. (Pakistan).
- Excellent as always thank you (UK).
- I want to repeat my gratitude for Dr Khan (UAE).
- Thank you very much again for your dedication! (UK).
- Brilliant teaching (Saudi Arabia).
- Thank you very much for doing this elaborately (UK).
- Thank you so much Dr Khan (UK).
- Very good way of teaching (Sudan).
- Thank you for the wonderful lecture.
- It was very informative as always (Pakistan).
- Brilliant teaching (Saudi Arabia).
- This is such an amazing resource for my exam preparation, thank you so much.

3)

Course Number: 6-9 (GIT For FRCR)

- Immense gratitude for the effort put in this and your precious time (UK).
- Sir you are an amazing teacher. May Allah bless you (Pakistan).
- Excellent learning opportunity for residents (UK).



=====XX=====XX=====